

Plusrite®

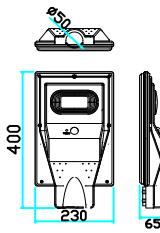
LED SOLAR STREET LIGHT RANGE

PRODUCT DETAILS

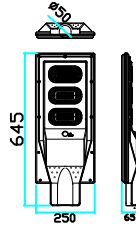
Unit: MM



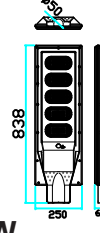
PLS-30W



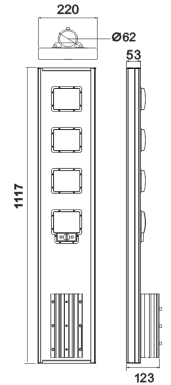
PLS-90W



PLS-150W



PLS-240W



Key Features

- LED Solar Street light
- No AC power cables, no electrical charges
- Polycrystalline Solar panel
- Lithium battery
- Motion sensor, dim down to 30% lumen output when there is no movement detected.
- Build-in dusk to dawn sensor

PACKING DETAILS:

Product: **PLS-30W** **PLS-150W**
PLS-90W **PLS-240W**


Net Weight: 1.50 / 2.60 / 4.20 / 5.30kg

Outer ctn size: 490*375*255mm 860*305*275mm
 665*375*275mm 1270*325*275mm

Q'ty per ctn: 10 / 5 / 4 / 3 pcs

G.W per ctn: 16.50 / 15.00 / 19.00 / 19.00 kg

MODEL NUMBER	Wattage	Materials	LED CHIPS	LED Q'ty (pcs)	LUMENS	CCT	Solar Panel	Battery	Charging Time	Discharging Time	CRI	DIMMABLE	Warranty
PLS-30W	30W	ABS	SMD5730	60	3000lm	4K 5K 6K	6V 7W	12000mAh	6-8 Hours	10-12 Hours	> 80	Yes	3 years
PLS-90W	90W	ABS	SMD5730	180	9000lm	4K 5K 6K	6V 11.5W	24000mAh	6-8 Hours	10-12 Hours	> 80	Yes	3 years
PLS-150W	150W	ABS	SMD5730	300	15000lm	4K 5K 6K	6V 22W	36000mAh	6-8 Hours	12-14 Hours	> 80	Yes	3 years
PLS-240W	240W	Aluminum	SMD5730	432	24000lm	4K 5K 6K	10V 39W	42000mAh	6-8 Hours	12-14 Hours	> 80	Yes	3 years
PLS-RC	Remote controller for LED solar street light, batten light and Flood light.												

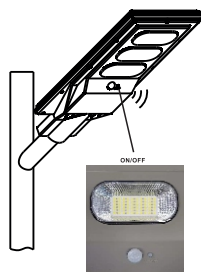


The length of the bracket is about 500mm
 Ø45mm one is for 30W,90W,150W
 Ø60mm one is for 240W

This bracket will come with the solar street light.

This bracket can be installed on the wall or any pole with the diameter 45mm to 100mm.

End A connect to the light.
 End B connect to the wall or the pole and End C connect to the back of the pole.



MOTION SENSOR INSTRUCTION

1. Press the ON/OFF button once. The light flashes once and works at motion sensor mode, standby 30% light output if no motion after dusk.
2. Press the ON/OFF button again. The light flashes twice and works at constant 100% brightness mode after dusk.
3. Hold down the ON/OFF button to turn off the light.



PLS-RC

REMOTE CONTROLLER INSTRUCTION

Mode button:

Mode 1: Motion sensor mode, starts with 100% lumen output then standby 30% lumen output if no motion after dusk.

Mode 2: Constant 100% brightness after dusk.

4H & 6H button: Hours lasting for Mode 1 or Mode 2, then turns off.

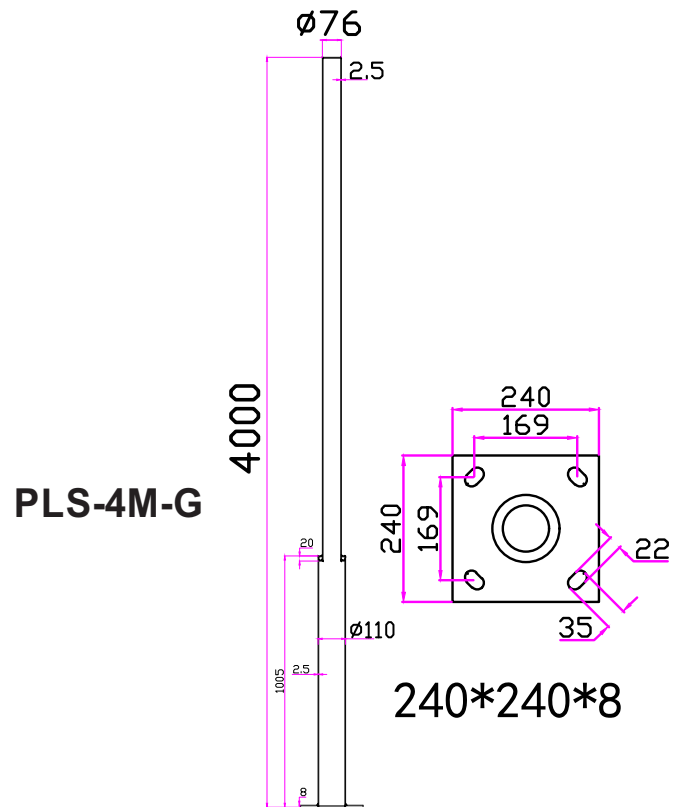
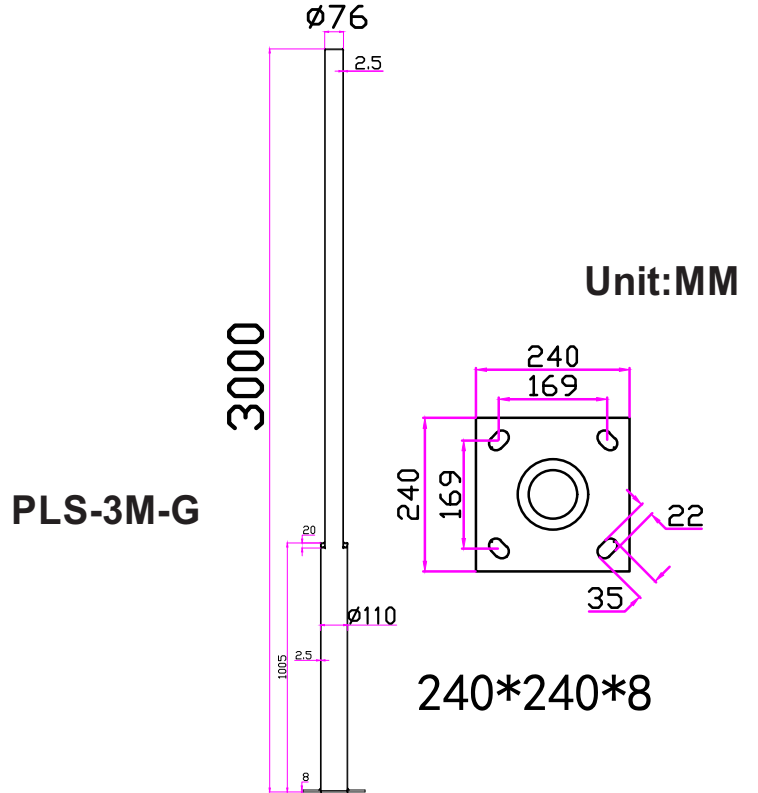
ON button: The light is on with mode 1.

OFF button: The light turns off.

PRODUCT DETAILS



Galvanised Pole with Cage for Solar Street lights and Solar Post Top lights



Pole Sealed Top



Cage

Cage Size: 200mm x 200mm x500mm